

Nova Exam LED

Higher performance and value for the practitioner,
enhanced comfort for the patient.

Nova Exam LED meets the demands of today's clinical examination applications. The LED light source produces a cool light that enhances physician/patient comfort while delivering a uniform beam pattern and higher illumination levels. A sleek head design, combined with a patented K-arm, allows quick and reliable positioning while being easy to clean and maintain. The operational benefits include lower power consumption and longer light source life.

Designed for patient comfort and ease of use

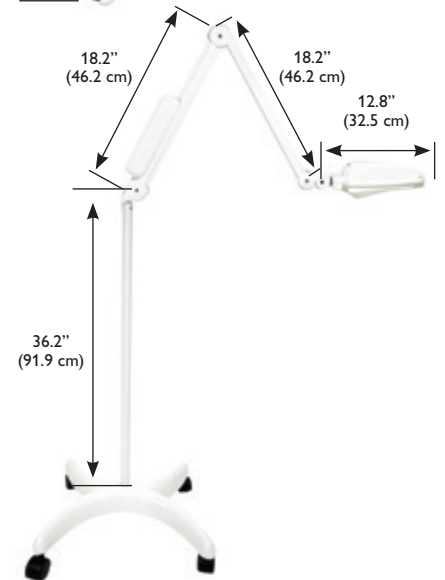
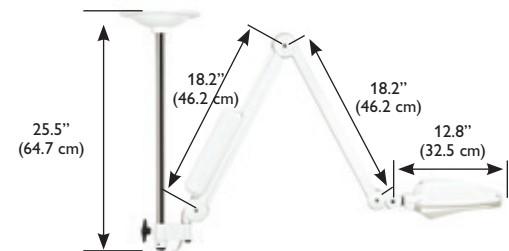
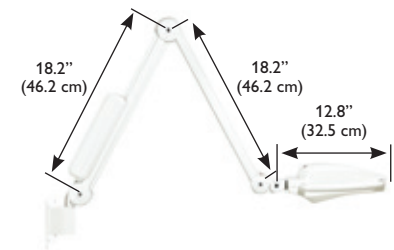
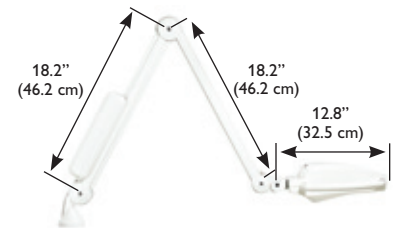
- The LED source provides a virtually heat-free light so the patient remains comfortable
- Dual handles are easily accessible to position the light head
- The patented K-arm moves smoothly with no drifting

Enhanced performance

- Nova Exam LED delivers a uniform beam pattern that aids the examination process
- Dual intensity switching allows a choice between two illumination levels. The low level delivers a 19% increase in light level with only 8W of LED power compared to a 20W halogen option. The high level delivers an 11% increase in light level with only 16W of LED power compared to a 35W halogen option.
- Maximum arm reach of 45" (114.30 cm)
- Available with a variety of mounting options (floorstand, table, wall or ceiling) to fit the application
- Delivers consistent light output during power supply fluctuations

Lower cost of ownership

- The sleek light head aids routine cleaning
- The LED source offers 10x the operational life of traditional halogen solutions
- 58% energy savings over comparable halogen options (at low light level setting) and 18% savings when providing double the illumination





Features

- Illuminance:
 - Low level: 25,000 lux (2323 fc) at 18" (46 cm)
 - High level: 50,000 lux (4645 fc) at 18" (46 cm)
- 4600 K color temperature
- CRI (Color Rendering Index) of 93
- Two LED light modules with a 40,000-hour life each
- Maximum arm reach of 45" (114.3 cm)
- Contemporary aesthetic
- Better value for the practitioner
- Wall, floor, ceiling and table mount configurations
- UL/IEC 60601-1, IEC 60601-1-2, EN/IEC 60601-2-41 and CAN/CSA C22.2 NO. 601.1 M90 certified
- 5-year limited warranty



Ordering information

120V Model	100-240V Model	Description
NXFL	NXFL*_____	Floorstand
NXT	NXT*_____	Table mount
NXW	NXW*_____	Wall mount
NXC	NXC*_____	Ceiling mount
Accessories		
4000071		10' Ceiling drop tube

* Add the appropriate country code to the end of the model number. Use "01" for Japan, "02" for the United Kingdom, "03" for Europe, "25" for Spain and "26" for Australia. (Example: NXFL25 for a 230/240V Floorstand model for Spain.)
 Note: The models ordered for Spain have Spanish Language Manuals.