

Examination light

# AIM LED

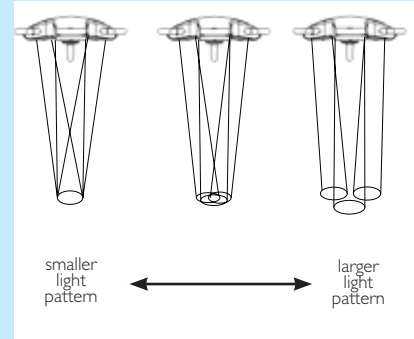
Burton combined the smart and versatile design of its existing AIM lights with the efficiency and longevity of an LED light source.

Burton's AIM LED – an exciting revolution in examination lighting. The AIM LED uses the latest advances in state-of-the-art lighting technology to achieve incredible performance and unsurpassed value and energy efficiency. The AIM LED provides about 10% more illumination (45,000 lux / 4181 fc at 1 meter) than the Outpatient II. A 92 CRI rating produces very accurate color visibility which is important for an accurate diagnosis. With 10 times greater (20,000 hours) lamp life than traditional light source products, you will save more than \$1000 in bulb replacements alone. Additionally, the AIM LED uses 55% less energy.

The latest advances in state-of-the-art lighting technology to achieve incredible performance and unsurpassed value and energy efficiency.

**Features**

- 45,000 lux (4181 fc) at 1 meter
- 4300 K color temperature
- CRI (Color Rendering Index) of 92
- 3 LED modules with a 20,000-hour life
- Adjustable focus using center handle
- UL/IEC 60601-1, IEC 60601-1-2, EN/IEC 60601-2-41 and CAN/CSA C22.2 NO. 601.1 M90 certified
- CE marked
- 5-year limited warranty
- Assembled in USA



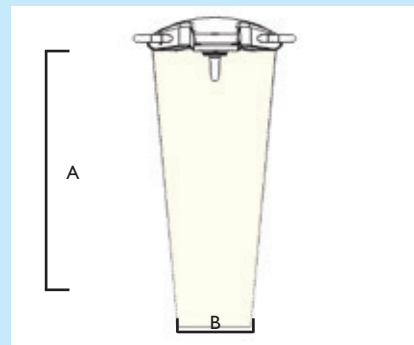
**Larger and adjustable light pattern**

The multiple reflectors of the AIM LED can be tilted by rotating the sterilizable light handle to adjust the size and pattern of the light to the working area.



**Light pattern free of cast shadows**

The AIM LED has a unique Y-Shaped design, which facilitates placement of the lighthead around the physician's head minimizing the obstruction of light into the examination field.

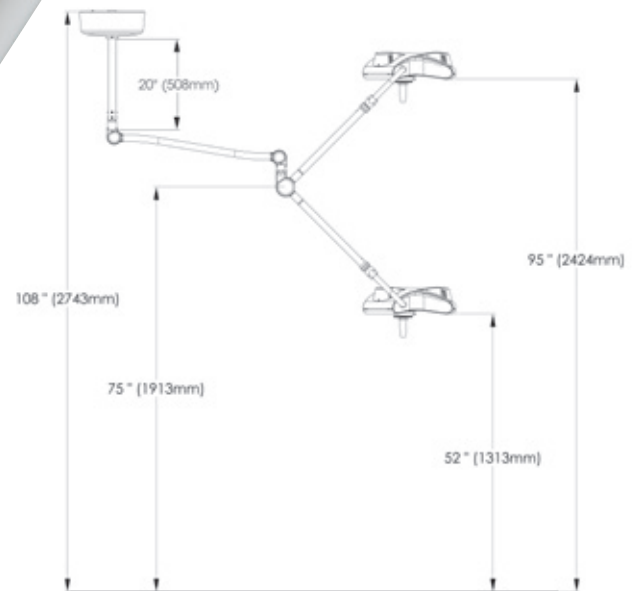
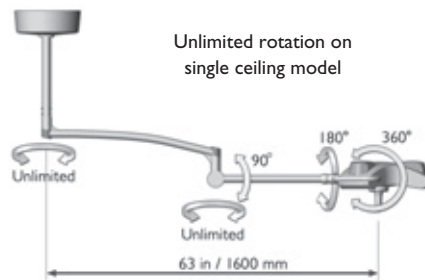


**Depth of field / beam diameter**

		cm	in
A	Depth of field	137	54
B	Beam diameter D10	33	13



The AIM LED's 360° limitless arm-and-mounting-system-rotation around vertical axes on single ceiling models is a key feature previously available only on more expensive lights. The arm system also provides a maximum reach of 63" and diameter of 10', allowing it to illuminate the patient from head to toe with no drift.



## Ordering information

120V Model	100-240V Model*	Description
ALEDFL	ALEDFL*_____	Floorstand
ALEDSC	ALEDSC*_____	Single ceiling mount
ALEDDC	ALEDDC*_____	Double ceiling mount
ALEDW	ALEDW*_____	Wall mount
Accessories		
1017040		Sterilizable / autoclavable handle
0008100PK		Disposable handle covers, 25/box
1017084		42" drop tube

\* Add the appropriate country code to the end of the model number. Use "01" for Japan, "02" for the United Kingdom, "03" for Europe, "25" for Spain and "26" for Australia. (Example: NXFL25 for a 230/240V Floorstand model for Spain.)  
 Note: The models ordered for Spain have Spanish Language Manuals.