

WHERE SCIENCE MEETS LOVE



Anti-inflammatory and Analgesic Product Portfolio

Provide effective pain management and treat inflammation with Assisi's portfolio of FDA cleared, prescription-only, non-pharmaceutical products, **The Assisi Loop®**, **The Assisi Loop Lounge™**, and **the Assisi Loop Clinica™**

Our proprietary targeted Pulsed Electromagnetic Field (tPEMF™) therapy has many proven benefits:

- Reduced pain and inflammation
- Accelerated healing
- Non-invasive and non-pharmaceutical
- Reduction in opioids and other pain medications
- Virtually no side effects
- Increased mobility
- Works on all patients through bandages, bedding, body wraps, catheters, etc.

Assisi Loop technology is effective for a variety of conditions, including:

- Orthopedic injuries
- Degenerative disorders
- Neurological issues
- Post-surgical pain and swelling
- Internal inflammation
- Wound care



Our **breakthrough technology** combines our commitment to clinically proven therapy with our love of animals

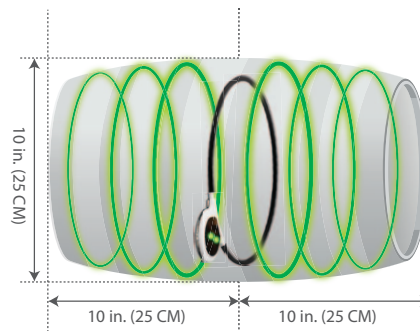
Assisi Loop Technology delivers a targeted Pulsed Electromagnetic Field (tPEMF) that enhances nitric oxide (NO) production.

The Assisi Loop's tPEMF signal works to reduce the duration and extent of inflammation by inhibiting the excessive pro-inflammatory cascade in target tissues responding to an acute or chronic injury or inflammatory stimulus.

The Assisi Loop's tPEMF signal increases endothelial NO (eNO) which activates anti-inflammatory cascades. Endothelial NO stimulates cyclic guanosine monophosphate (cGMP) synthesis, activating downstream targets that increase endothelial cell proliferation, migration, survival, and permeability enhancing angiogenesis and tissue repair.

PEMF signals enhance endogenous opioid release in human and animal studies.

Assisi Loop technology emits an Effective Treatment Zone across the full area of the device (Loop and therapy pad) and emanates 25 cm above and below both the 20 cm Loop and the therapy pads (12.5 cm for the 10 cm Loop).



tPEMF Mechanism of Action

tPEMF upregulates endothelial Nitric Oxide production

eNO causes

Increased blood flow

Cytokine/
growth factor modulation

Decreased pain and edema
Increased tissue repair

Recent veterinary clinical trials show **dramatic clinical effects** in Loop-treated patients compared to placebo

Canine Hemilaminectomy Post-operative Recovery, Grade 5¹

North Carolina State University

50% regained pain perception one day post-op (versus 0% for control group)

50% regained partial or complete proprioception (versus 0% for control group)

Significantly lower (undetectable) spinal cord injury biomarker levels (glial fibrillary acidic protein)

Statistically significant less pain

Post-operative Recovery and Pain Management Following Canine Hemilaminectomy²

Animal Medical Center, New York

50% reduction in owner administered opioids

Significant improvement in post-op wound healing

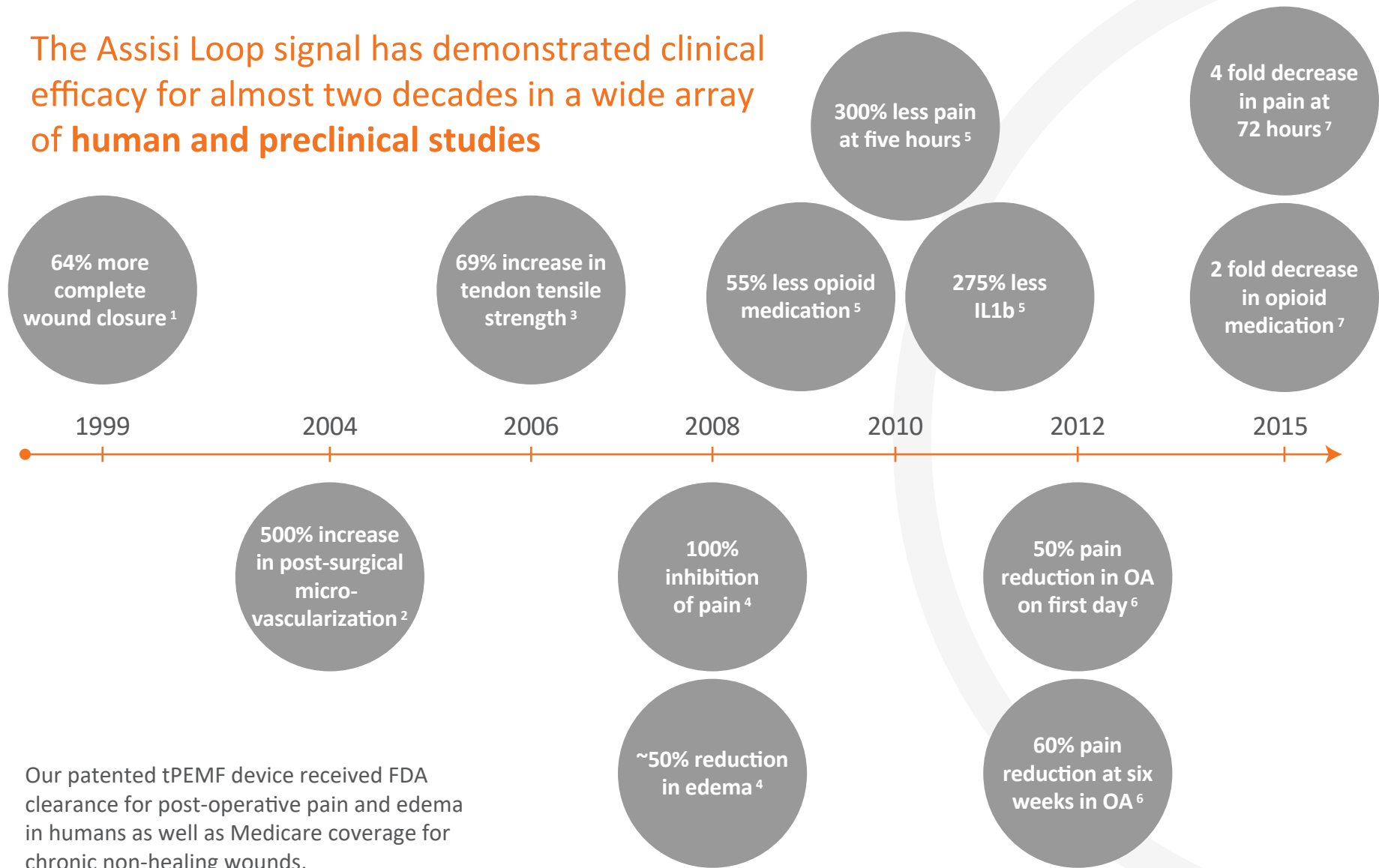
1. Zidan N, Olby NJ, et al. The effect of electromagnetic fields on postoperative pain and locomotor recovery in dogs with acute, severe thoracolumbar intervertebral disc extrusion: a randomized placebo-controlled, prospective clinical trial. *J Neurotrauma* August 1, 2018.

2. Alvarez LX, et al. Effect of targeted pulsed electromagnetic field therapy on canine postoperative hemilaminectomy: A double-blind, randomized, placebo-controlled clinical trial. *J Am Anim Hosp Assoc* March/April 2019.

Visit our website for:


- **A review of veterinary applications of PEMF:** <http://bit.ly/GaynorPEMF>
- **Full list of research citations and abstracts:** www.assisianimalhealth.com/research
- **Announcements regarding ongoing veterinary clinical trials:** www.assisianimalhealth.com/research

The Assisi Loop signal has demonstrated clinical efficacy for almost two decades in a wide array of human and preclinical studies



Our patented tPEMF device received FDA clearance for post-operative pain and edema in humans as well as Medicare coverage for chronic non-healing wounds.

1. Kloth LC, Pilla AA, et al. Effect of pulsed radio frequency stimulation on wound healing: a double-blind pilot clinical study. Elec Mag in Bio and Med 1999.
2. Weber RV, et al. Pulsed magnetic fields applied to a transferred arterial loop support the rat groin composite flap. Plast Reconstr Surg Oct 2004.
3. Strauch B, Pilla AA, et al. Pulsed magnetic field therapy increases tensile strength in a rat Achilles' tendon repair model. J Hand Surg Sept 2006.
4. Johnson MT, Pilla AA, et al. Modulation of carrageenan-induced paw edema and hyperalgesia in the rat with pulsed magnetic field therapy. Proceedings of the BEMS 30th Annual Meeting, Bioelectromagnetic Society, Frederick, MD, June 2008.
5. Rohde CT, Pilla AA, et al. Effects of pulsed electromagnetic f on Interleukin-1B and postoperative pain: A double blind, placebo-controlled pilot study in breast reduction patients. Plast Reconstr Surg June 2010
6. Nelson FR, Pilla AA, et al. Non-invasive electromagnetic field therapy produces rapid and substantial pain reduction in early knee osteoarthritis: a randomized double-blind pilot study. Rheumatology Int 2013.
7. Rohde CH, Pilla AA, et al. Pulsed electromagnetic fields reduce postoperative interleukin-1B, pain, and inflammation: A double-blind, placebo-controlled study in TRAM flap breast reconstruction patients. Plast Reconstr Surg May 2015.



Assisi's suite of products can help patients throughout their entire journey **from hospital to home**

ASSISI

LOOP®



The Assisi Loop, our flagship product

- Available in two versions:

Manual: Our most popular version. It shuts itself off after each 15-minute treatment. No timer is needed.

Auto-Cycle: Offers preprogrammed treatments every two hours to manage ongoing acute and/or chronic issues when kept in place for more than two hours at a time.

- Available in two sizes: 10 cm and 20 cm in diameter
- Lightweight at only 2 ounces
- Comfortable applicator coil is easy to position next to or around the area to be treated
- Treats directly through wraps, dressings, and casts
- Easy to administer at home or in clinical settings
- At least 150 15-minute treatments (100 for Auto-Cycle)

LOOP-AID®
BY ASSISI

The Assisi LOOP-AID®, an accessory for the Assisi Loop, was designed to assist with compliance of veterinary instructions, provide convenience for the pet owner, and enhance mobility for the pet during treatment.

Loop-Aid Torso Wrap Size	Neck-to-tail* (in)	Girth (in)
XXS	9	17.5
XS	13	22
S	16	26.5
M	20	30
L	24	34.5
Long Dog	13	16



The Assisi Loop Lounge


sleepypod®

ASSISI
LOOP
LOUNGE™


- Total body treatment
- Rechargeable at home or on the go
- Therapy pads are designed for and sold with an award-winning Sleepypod® carrier
- The therapy pad is also sold with a BuddyRest® performance fabric cover

In collaboration with Sleepypod®, the Assisi Loop Lounge creates a contained, comfortable space for healing that can be used at home or on the go, especially when an animal may not be inclined to sit still.

With a treatment field that extends up to 10 inches from the floor of the carrier, any small animal is guaranteed not only nose-to-tail, but also toes-to-top-of-ears treatment. Sleepypod carriers are award-winning, crash-tested, independently tested, and certified with a top safety rating from the Center for Pet Safety.



DIMENSIONS:

- **Sleepypod Atom Carrier:**
10.5 inches by 17 inches
- **Assisi Loop Lounge - Atom:**
7.5 inches by 15 inches
- **Sleepypod Air Carrier:**
8-10.5 inches by 22 inches
- **Assisi Loop Lounge - Air:**
10 inches by 19.5 inches



Sleepypod is a registered trademark of LaunchLab Inc. dba Sleepypod. Assisi Loop Lounge™ is a proprietary trademark of Assisi Animal Health LLC. USPTO trademark registration applied for. tPEMF™ is an unregistered trademark of Assisi Animal Health LLC. The Assisi Loop and Loop Lounge are covered by U.S. Patent 7,744,524 and other patents pending.

The Assisi Loop Clinica

- Hands free therapy for in-clinic use
- Ideal for pre- and post-op as well as rehabilitation
- Reduces the need for opioids and other pain medication

In collaboration with BuddyRest, the Assisi Loop Clinica offers a multi-coil pad that delivers Assisi's FDA cleared tPEMF therapy. Rugged design for in-clinic use in an ideal size (18 inches x 36 inches) for treating multiple sites or large areas on your small and medium patients.

- Lightweight and cushiony for placement over, under, or next to patient
- Rechargeable battery good for 6,000 treatments
- No waiting between treatments
- BuddyRest performance fabric cover is removeable, washable, waterproof, anti-bacterial, and comfortable

ASSISI
LOOP
CLINICA™
by BUDDYREST



Assisi Loop Clinica™ is a proprietary trademark of Assisi Animal Health LLC. USPTO trademark registration applied for. tPEMF™ is an unregistered trademark of Assisi Animal Health LLC. The Assisi Loop and Loop Lounge are covered by U.S. Patent 7,744,524 and other patents pending.


The Assisi Loop Clinical Use Guide

The Clinical Use Guide has over 40 treatment protocols for almost 300 canine and feline diagnoses and clinical applications, including osteoarthritis, internal issues such as pancreatitis, post-operative recovery, wound management, and neurological conditions such as IVDD and Wobbler Syndrome.

- The Assisi Loop Clinical Use Guide was developed by a team of experienced veterinary clinicians to assist you in making treatment recommendations to your clients for best results.
- The complete guide is available exclusively to veterinary professionals on Assisi's website or may be downloaded as an app on Apple and Android devices.

How to Access the Guide:

To access the guide online: visit www.assisianimalhealth.com and register as a veterinary professional by clicking on the Veterinarian Login in upper right-hand corner. Then go to "For Vets" tab and click on "Clinical Use Guide" button.



To access the guide via mobile app, search your app store for Assisi Loop Clinical Use Guide and download. Click on "Vet Access Request" button to request veterinary access.

Please note that these two platforms are independent of one another, so you will need to create a separate login and password for each.

Assisi Animal Health Clinical and Research Advisors



Leilani Alvarez, DVM, DACVSMR
Director, Integrative and Rehabilitative
Medicine, Animal Medical Center



Elizabeth J. Colleran, DVM, MS
Feline Specialty Practice Diplomate,
Chico Hospital for Cats



**Robin Downing, DVM, MS, DAIPM,
DACVSMR, CVPP, CCRP**
The Downing Center for Animal Pain
Management, LLC



Margaret Gruen, DVM, PhD, DACVB
Assistant Professor of Behavioral Medicine,
North Carolina State University College of
Veterinary Medicine



**Janice Huntingford, DVM, MS-TCVM,
CVA, CVPP**
Diplomate, American College of Veterinary
Sports Medicine and Rehabilitation,
Essex Animal Hospital



Jennifer F. Johnson, VMD, CVPP
International Veterinary Academy of Pain
Management



**B. Duncan X. Lascelles, BVSc, PhD, MRCVS,
CertVA, DSAS(ST), DECVS, DACVS**
Translational Research in Pain, Comparative
Pain Research and Education Center, North
Carolina State University College of Veteri-
nary Medicine



**Laurie McCauley, DVM, DACVSMR, CCRT,
CVA, CVC**
Red Tail Rehab



Debbie Gross Torraca, DPT, MSPT, CCRP
Board-Certified Orthopedic Clinical Specialist
Emeritus, Wizard of Paws Physical
Rehabilitation for Animals, LLC



Assisi Animal Health offers prescription-only, Non-Pharmaceutical Anti-Inflammatory Devices (NPAID®) backed by peer-reviewed clinical research in veterinary medicine



Assisi Animal Health offers clinical solutions that empower veterinary professionals, pet owners and their companion animals to achieve healing and health throughout life's journey together. The company's pet-friendly product line employs its patented, targeted pulsed electromagnetic field (tPEMF™) technology to enhance the body's own anti-inflammatory responses.



Contact us any time:

866-830-7342

| info@assisianimalhealth.com

| www.assisianimalhealth.com